

Noteworthy Characteristics

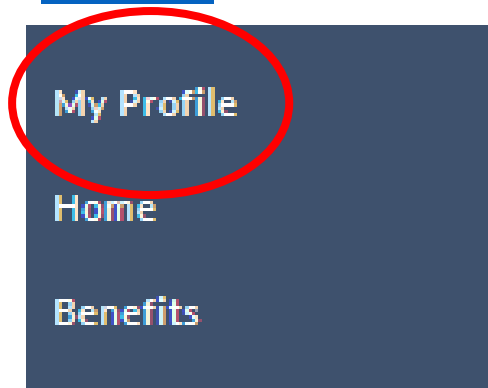
Summary Statement

IMPORTANT: Deadline to submit Noteworthy Characteristics and Summary Statement information is July 1, 2023. Noteworthy Characteristics and Summary Statement fields can be edited unlimited times PRIOR to July 1, 2023.

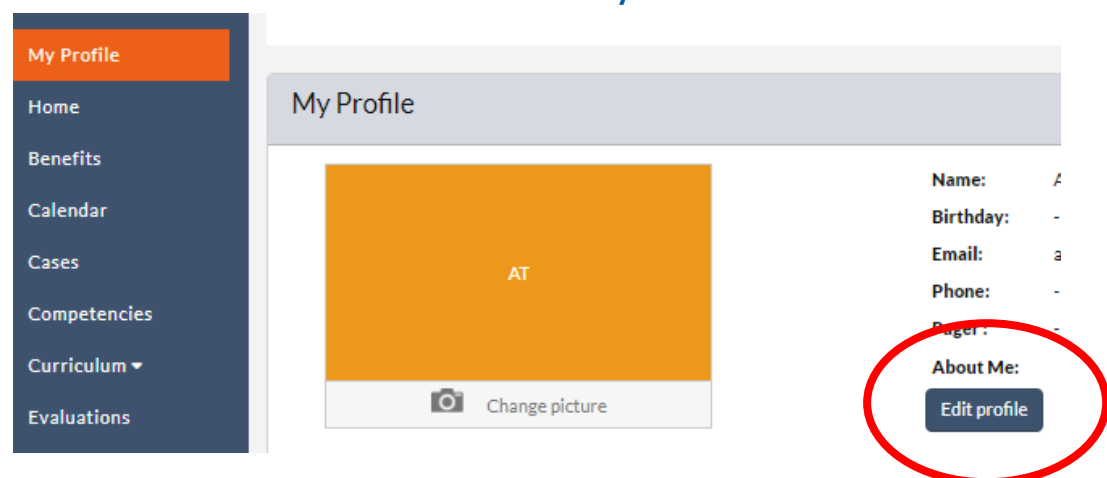
Three bullet points placed at the beginning of your MSPE with unique attributes and/or experiences that contribute to your strength as a residency candidate and future physician.

Submitting your Noteworthy Characteristics

Step 1: Log into [Medtrics](#) and click on My Profile



Step 2: Select 'Edit Profile' in the My Profile section



Step 3: Enter Noteworthy Characteristics into text boxes
NOTE: Noteworthy Characteristic 1 will show first on MSPE Letter

MSPE Letter: Noteworthy Characteristic 1:
This field is required for the MSPE Letter. Deadline is July 1. Noteworthy Characteristics should be no more than two sentences per AAMC Guidelines.

MSPE Letter: Noteworthy Characteristic 2:
This field is required for the MSPE Letter. Deadline is July 1. Noteworthy Characteristics should be no more than two sentences per AAMC Guidelines.

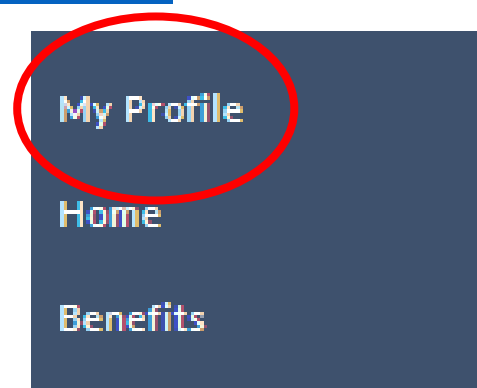
MSPE Letter: Noteworthy Characteristic 3:
This field is required for the MSPE Letter. Deadline is July 1. Noteworthy Characteristics should be no more than two sentences per AAMC Guidelines.

Need help? Check out:
[OCA's Noteworthy Characteristics Guide](#)

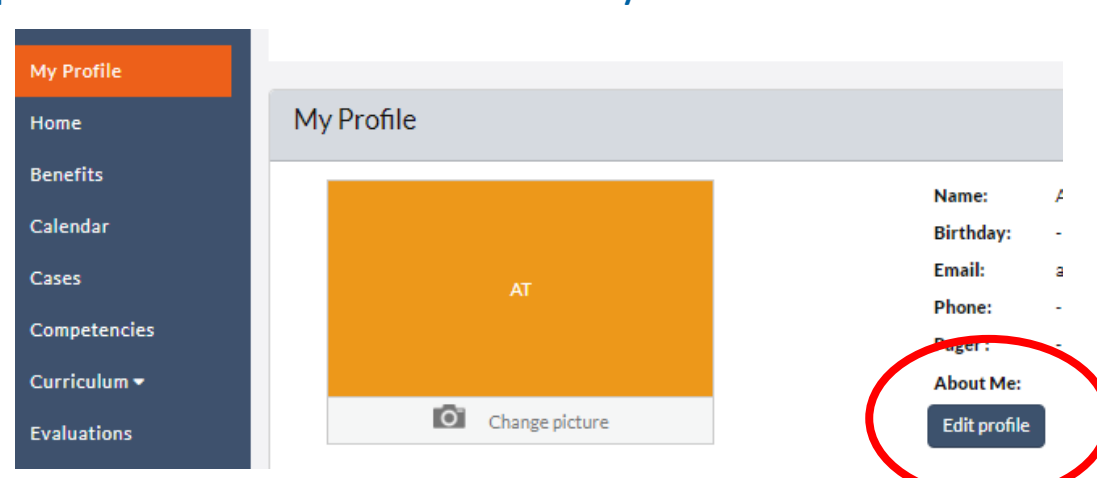
Section at the end of your MSPE that summarizes extracurricular activities you have participated in while in medical school

Submitting your Summary Statement

Step 1: Log into [Medtrics](#) and click on 'My Profile.'



Step 2: Select 'Edit Profile' in the My Profile section



Step 3: Select sentence that best describes your Community Service and/or Leadership experiences while in medical school

MSPE Letter: Summary Statement - Community Service:
This is required for your MSPE Letter. Deadline is July 1. Please select the sentence that best describes your medical school.

participated in multiple community service activities while serving in a leadership role..

participated in a community service activity.

participated in a community service activity while serving in a leadership role.

participated in multiple community service activities.

participated in multiple community service activities while serving in a leadership role..

Step 4: List the following to validate in validation text box
NOTE: This information will not appear in your letter

- Name of Activity
- Faculty Advisor/Contact
- Start/End Months
- Briefly describe your leadership role (if applicable)

Summary Statement Examples

Your selection in Step 3 will be used to create the sentence in the highlighted section below:

Jane has thrived at AUC School of Medicine and has benefitted from dedicated faculty and a student-centered approach to medical education and training. After adapting to student life in a foreign country, Jane pursued and excelled in clinical clerkship rotations at geographically diverse sites across the United States and United Kingdom. **Jane <Community Service Selection in Medtrics>.**

No Selection	No Summary Statement
participated in a community service activity.	Jane participated in a community service activity.
participated in a community service activity while serving in a leadership role.	Jane participated in a community service activity while serving in a leadership role.
participated in multiple community service activities.	Jane participated in multiple community service activities.
participated in multiple community service activities while serving in a leadership role.	Jane participated in multiple community service activities while serving in a leadership role.